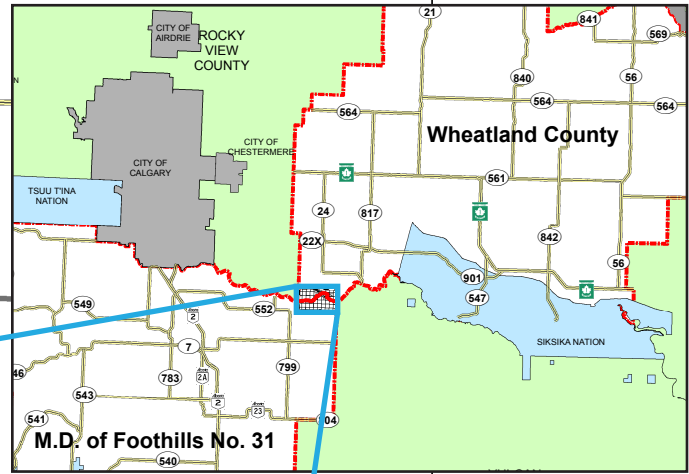



TWP 22 RGE 26

Wheatland County

ROCKY VIEW COUNTY



M.D. of Foothills No. 31



TWP 21 RGE 26

M.D. of Foothills No 31


VULCAN COUNTY

TWP 20 RGE 26


PLAN AREA BOUNDARY

LEGEND

 Wheatland County/M.D. of Foothills No. 31 Border

 Major Arterial Roads

 Municipal Boundaries

 Plan Area Boundary

 IDP overlap with M.D. of Foothills No. 31/ Vulcan County IDP

MAP 2

RURAL INTERMUNICIPAL DEVELOPMENT PLAN
WHEATLAND COUNTY (BYLAW NO. __) &
M.D. OF FOOTHILLS NO. 31 (BYLAW NO. __)

